



Jewish Community Foundation of Central PA Needs Assessment

**Joshua G. Rosenberger,
Ph.D., M.P.H**



Survey

- Survey items were developed based on input from stakeholders, community members.
- Use of existing survey measures that have been previously validated and used to assess needs among this population (e.g., NAT, NAT-E).
- Participants were recruited in collaboration with existing community networks (e.g., JCF, synagogues, etc.,) and via email/listserv advertisements.
- Data were collected via an anonymous web-based survey with eligible participants for a 3-month period

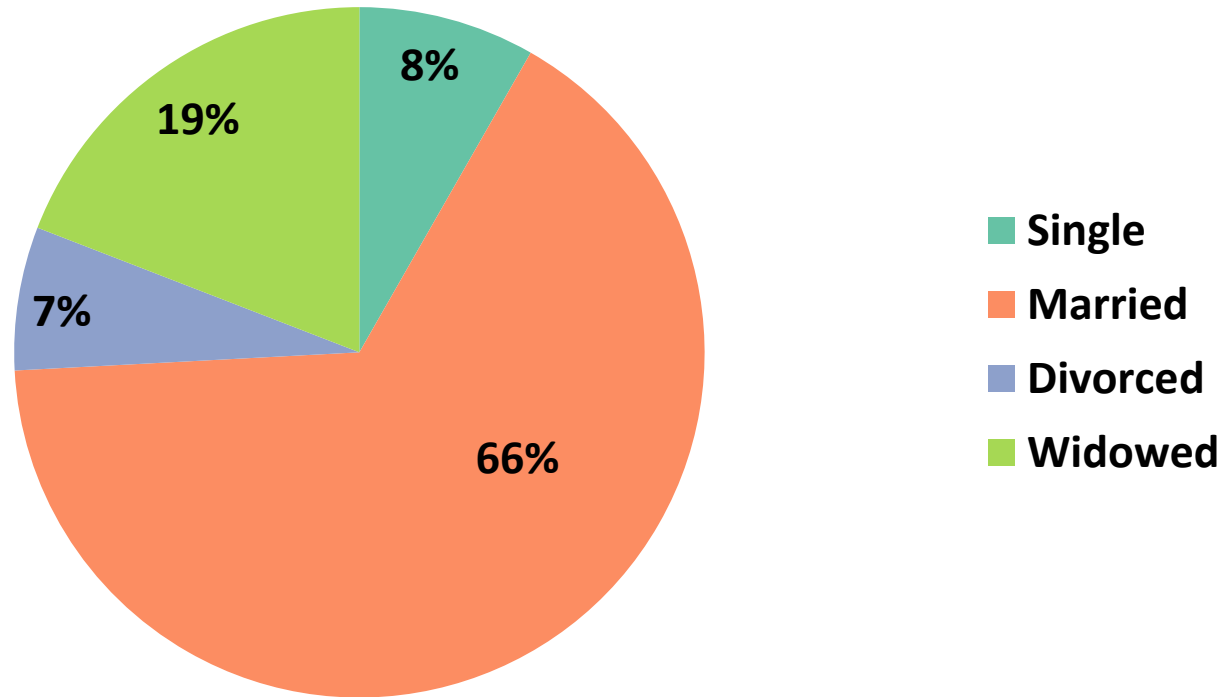


Demographics

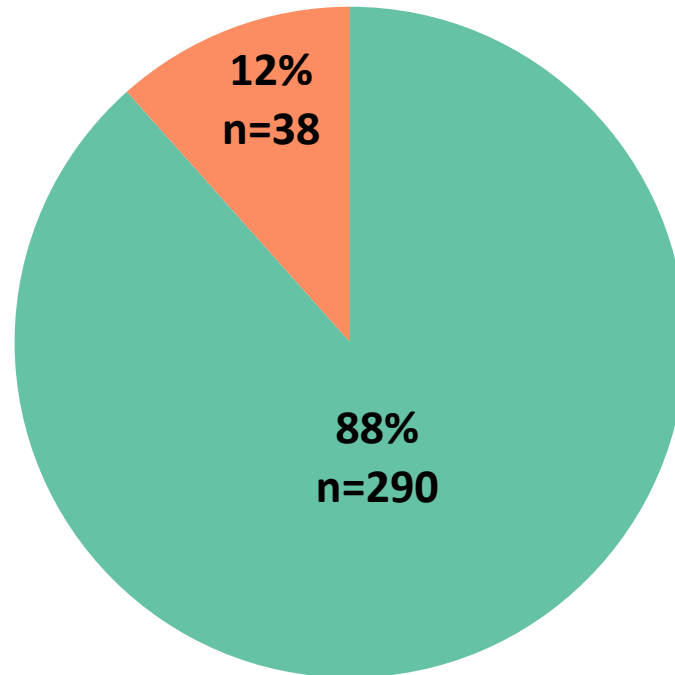
Participant Age Range

	%	N
<50 y/o	0.3%	1
51-60 y/o	1.9%	7
61-70 y/o	34.6%	125
71-80 y/o	43.5%	157
>80 y/o	18.6%	67

Marital Status



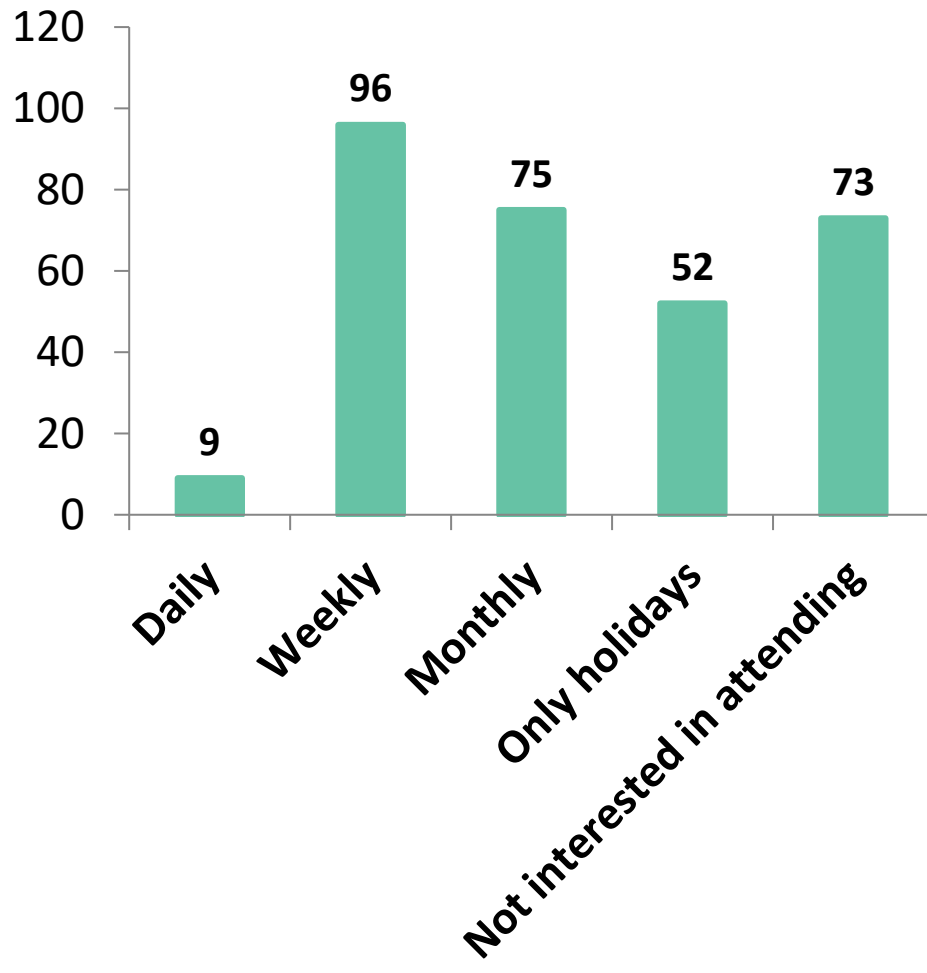
Belong to Synagogue



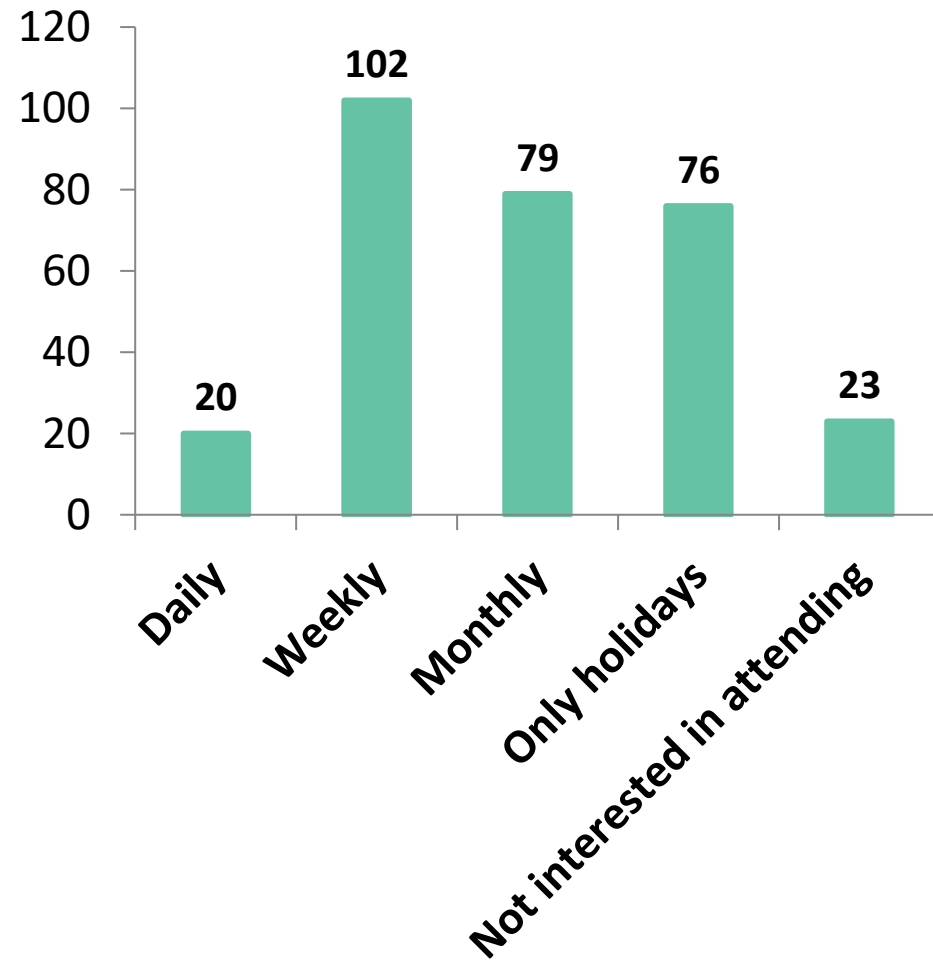
■ Yes ■ No

Average Synagogue Attendance

ZOOM



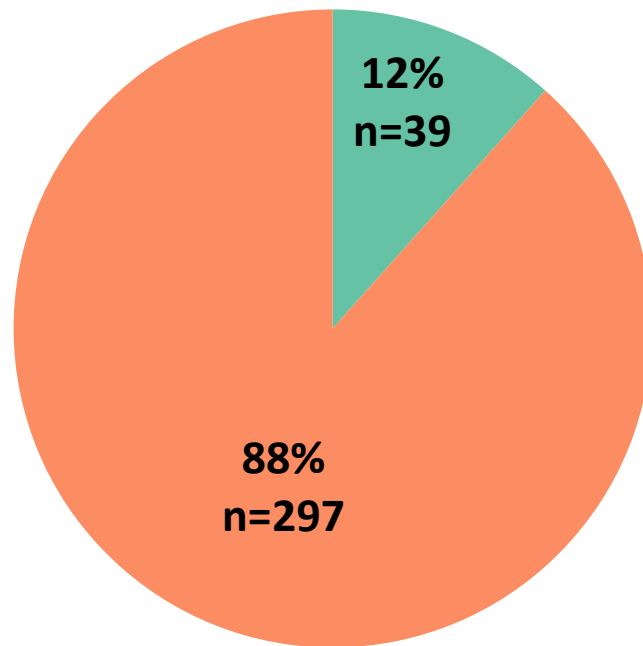
In Person





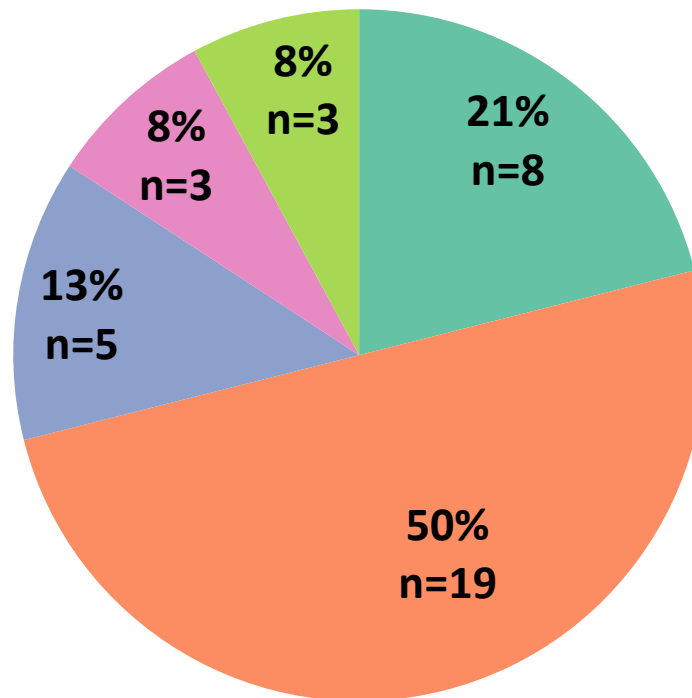
Caretaking of Others

Are you currently assisting another adult who needs help with day-to-day activities because of age or disability?



■ Yes ■ No

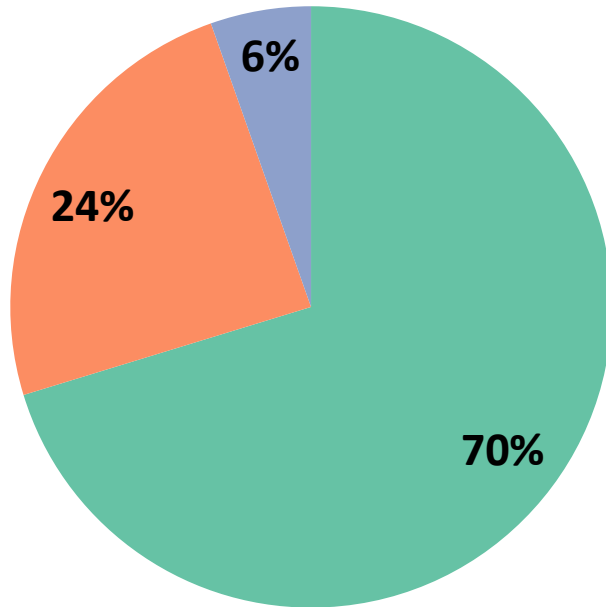
What is This Person's Relationship to You?



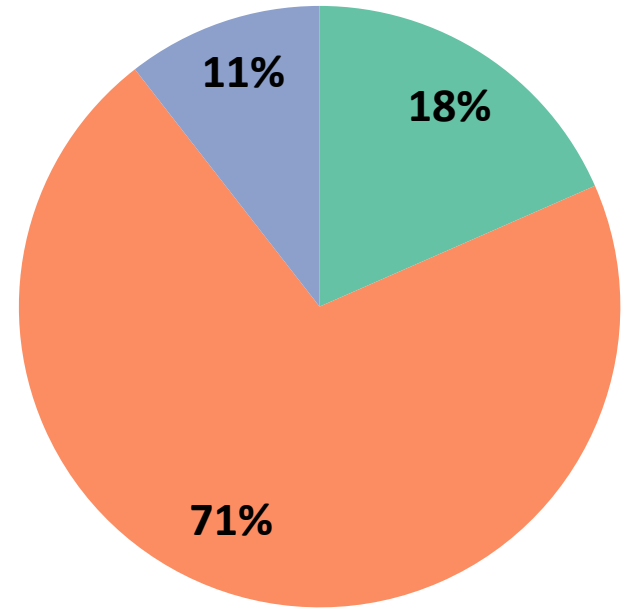
■ Spouse ■ Parent ■ Child or Grandchild ■ Friend ■ Other



Financial Strain



Emotional/Mental Strain



■ No strain

■ Some strain

■ A lot of strain

■ No strain

■ Some strain

■ A lot of strain

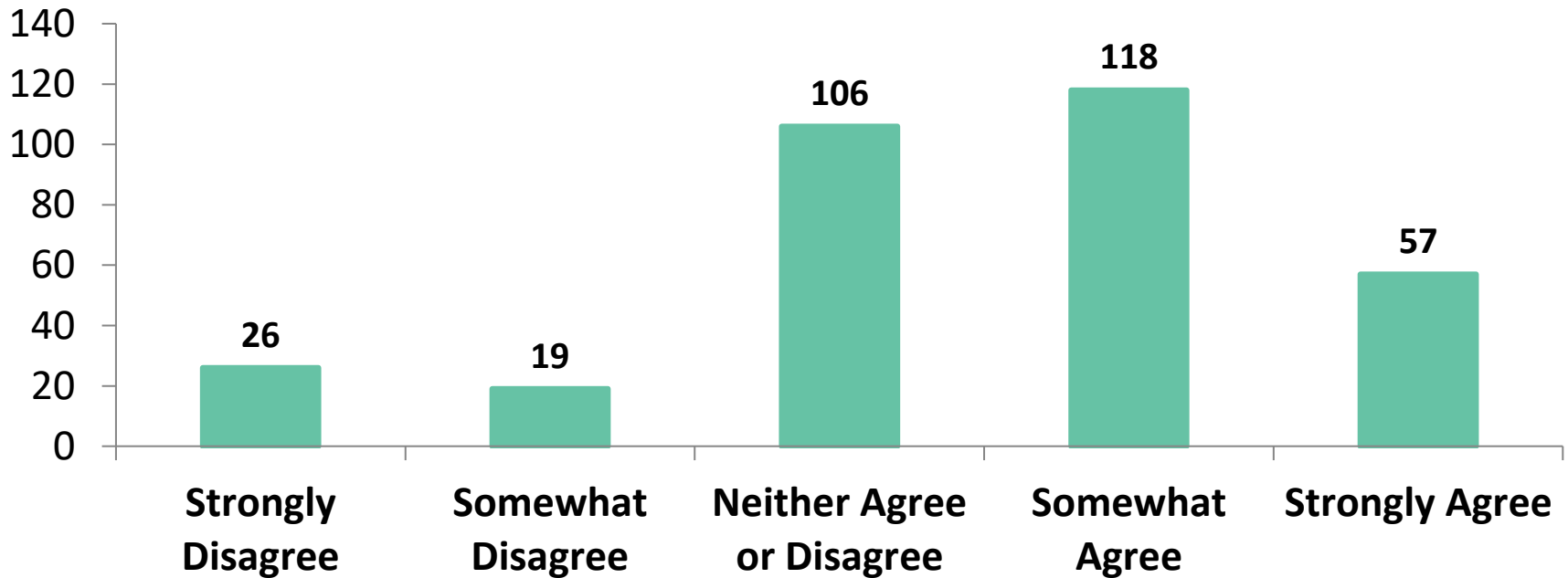
Caretaker Characteristics

- Among those ages 61-70, 25.0% and 78.9% respectively were taking care of a parent followed by a spouse
- Among those ages 71-80, 62.5% and 21.1% respectively were taking care of a spouse followed by a parent
- Emotional strain went DOWN with age while financial strain remained consistent.
 - Among those 61-70 years of age, 89.5% said they experienced some or a lot of emotional strain. This number was 68.8% among those 70+

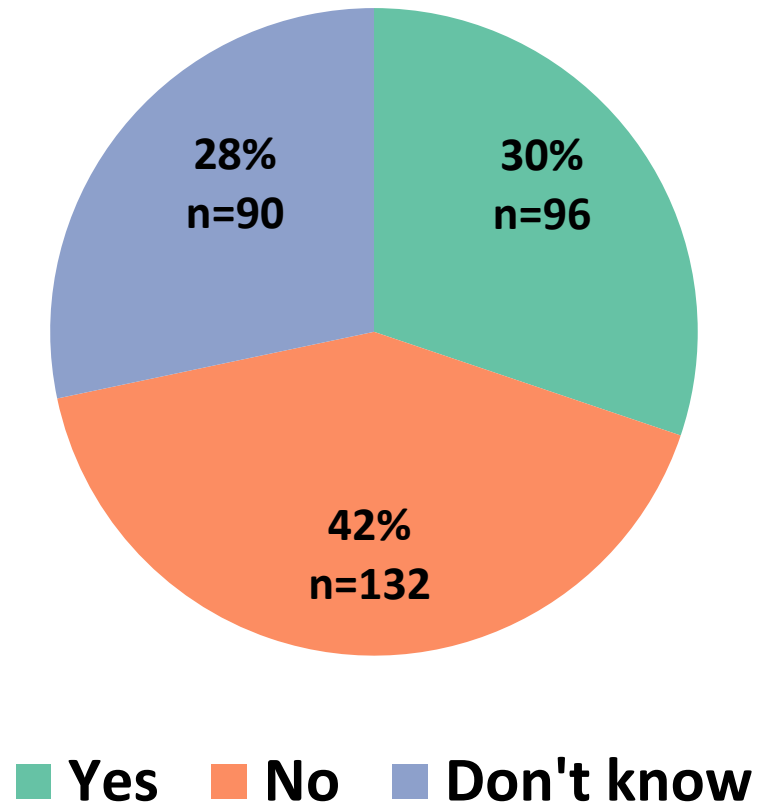


A common theme that was seen throughout the data was that of connection seeking

Would like more socialization with others



Would Like Pastoral Counseling

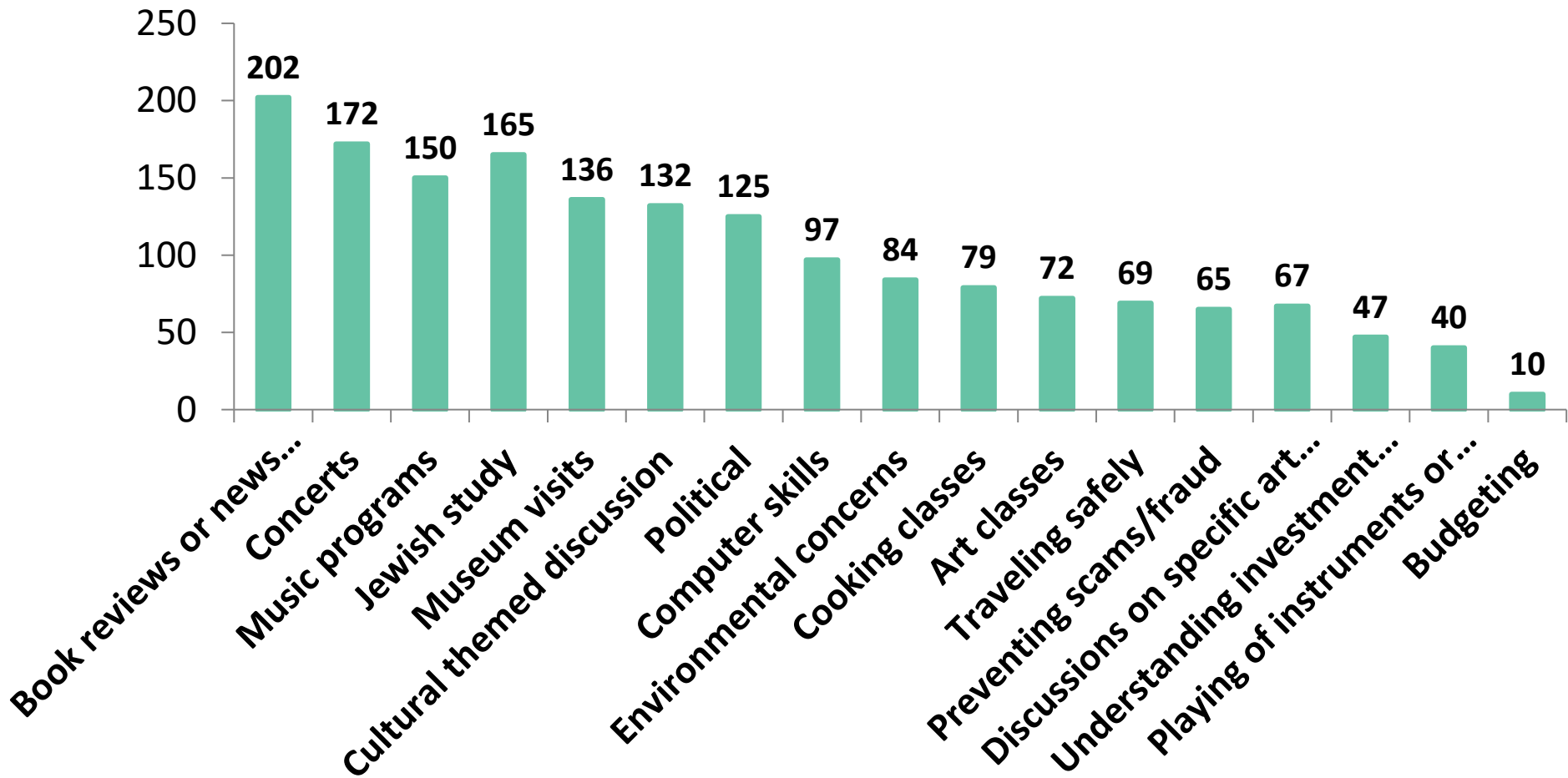


“Yes” Would Like Pastoral Counseling

- No relationship between those wanting counseling and increase in lack of companionship or feelings of isolation; no relationship to health status
- Those indicating an interest in pastoral counseling were significantly more likely to not attend synagogue (online or in person) more than once a month

	%
51-60 y/o	1.1%
61-70 y/o	47.4%
71-80 y/o	37.9%
>80 y/o	12.6%

Educational Topics of Interest

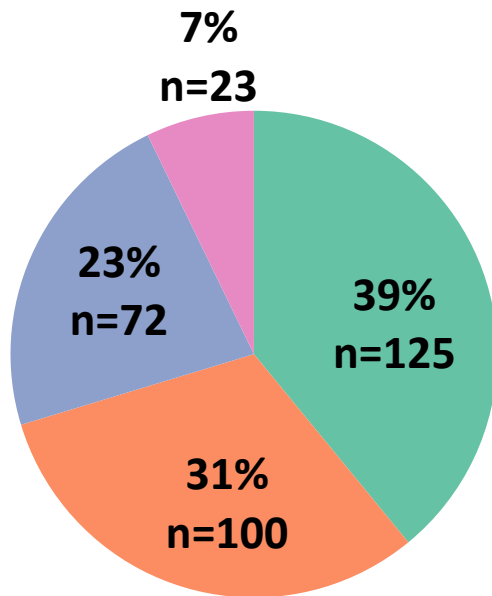




Mental Health and Well-Being

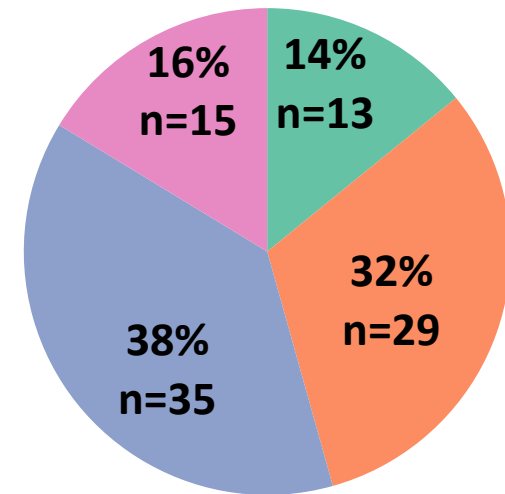
Feel Lack of Companionship

Total Sample



- Never
- Hardly ever
- Some of the time
- Often

Living Alone



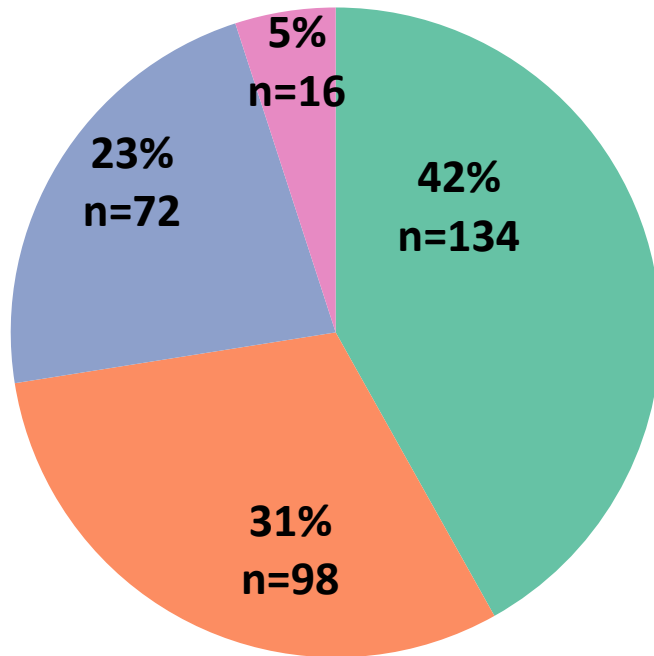
- Never
- Hardly ever
- Some of the time
- Often

Feelings of Lack of Companionship by Age

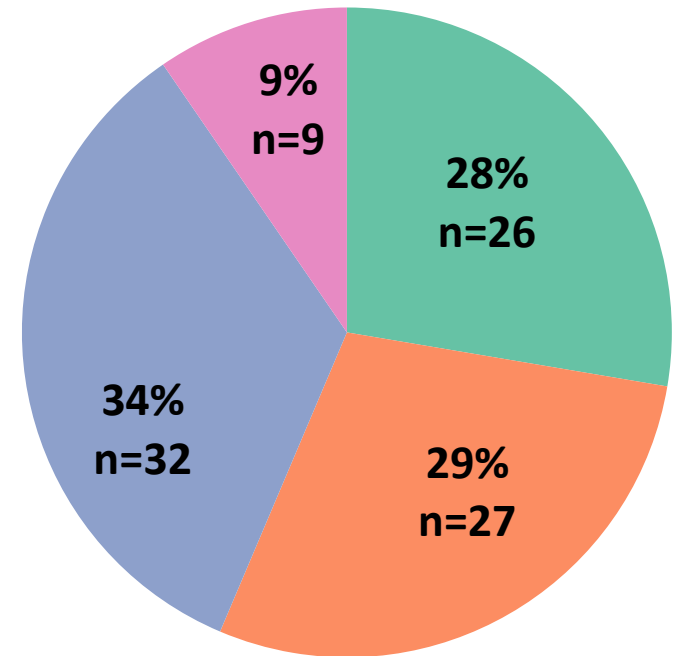
	61 – 70 Years Old	71 – 80 Years Old	≥ 81 Years Old
Never	47.0%	36.1%	26.2%
Hardly ever	26.1%	38.2%	21.3%
Some of the time	18.3%	20.1%	34.4%
Often	7.0%	4.2%	13.1%

Feel Isolated from Others

Total Sample



Living Alone



■ Never ■ Hardly ever
■ Some of the time ■ Often

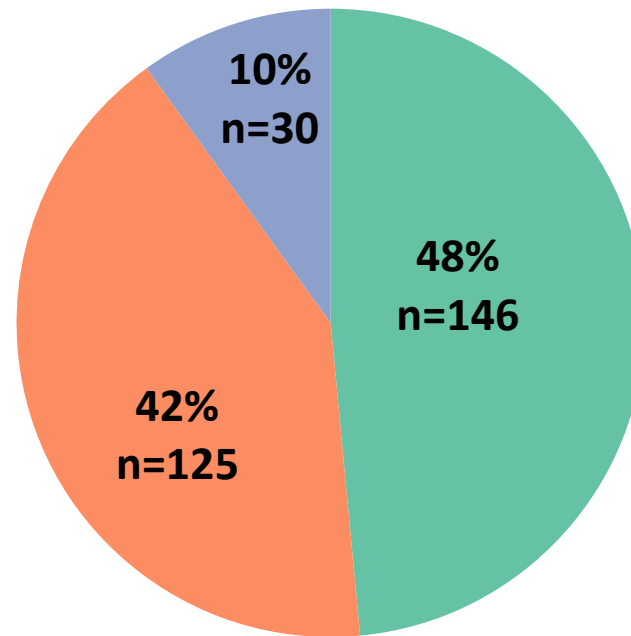
■ Never ■ Hardly ever
■ Some of the time ■ Often

Feelings of Isolation by Age

	61 – 70 Years Old	71 – 80 Years Old	≥ 81 Years Old
Never	44.3%	41.7%	31.7%
Hardly ever	31.3%	34.0%	18.3%
Some of the time	15.7%	19.4%	41.7%
Often	7.8%	3.5%	3.3%

Resources

Concerned with running out of resources before end of life?



■ Not at all concerned

■ Somewhat concerned

■ Very concerned



Concerned with Running out of Resources

- Highest among those in their 70s
- Those caring for another adult were not more likely to be very concerned, but were more likely to be somewhat concerned, 54.3% vs. 37.4%
- Highest among those already living with their children/family
 - Somewhat or Very Concerned
 - Live alone = 52.5%
 - Live with spouse = 42.3%
 - Live with children/family member = 85.9%

Concerned with Running out of Resources by Age

	61 – 70 Years Old	71 – 80 Years Old	≥ 81 Years Old
Not at all concerned	48.7%	40.0%	46.8%
Somewhat concerned	36.3%	44.1%	29.0%
Very concerned	8.0%	9.7%	11.3%
Don't know	4.4%	2.8%	6.5%

Specific Resource Needs by Age and Time

TRANSPORTATION	61 – 70 Years Old	71 – 80 Years Old	≥ 81 Years Old
Within 1 year	1.9%	2.3%	7.7%
1-5 years	1.9%	6.0%	9.6%
5-10 years	12.1%	17.3%	17.3%
More than 10 years	32.7%	23.3%	17.3%
Never	51.4%	51.1%	48.1%

HIRED IN HOME CARE	61 – 70 Years Old	71 – 80 Years Old	≥ 81 Years Old
Within 1 year	0.0%	0.7%	7.8%
1-5 years	1.9%	10.2%	19.6%
5-10 years	11.1%	21.9%	17.6%
More than 10 years	52.8%	33.6%	17.6%
Never	34.3%	33.6%	37.3%

THE MOST IMPORTANT NUMBER

70